


# {Guide}How to setup hp printer?

To setup an **HP printer** for the first time can feel confusing, ☎ + 1-888-688-5458  especially if you're unsure where to start. Whether you've bought a new HP printer or reinstalled one on a new device, this guide will walk you through **which setup to start with and how to complete it successfully**.

This step-by-step HP printer setup guide works for **Windows, Mac, wireless, and USB printers**.

---

## Which HP Printer Setup Should You Start With?

Before starting, identify **how you want to connect your printer**: ☎ + 1-888-688-5458 


1. **Wireless (Wi-Fi) Setup** – Best for home & office users
2. **USB (Wired) Setup** – Best for quick, single-computer use

👉 **Recommended:** Start with **Wireless Setup** if your printer supports Wi-Fi. It allows printing from multiple devices like laptops, phones, and tablets.

---


## How to Set Up an HP Printer (Wireless Setup)

### Step 1: Unbox and Prepare the Printer

- Remove all packaging materials ☎ + 1-888-688-5458 
- Plug in the power cable
- Turn on the printer
- Install ink cartridges


- Load plain paper
- 

## Step 2: Reset Printer Network Settings (Recommended)


This avoids connection errors. ☎ + 1-888-688-5458 

- On touchscreen printers:  
**Settings → Network → Restore Network Settings**
  - On non-touchscreen printers:  
Press **Cancel + Wireless** buttons for 5 seconds
- 

## Step 3: Download HP Printer Software

- Visit ☎ + 1-888-688-5458 
  - Enter your HP printer model
  - Download and install the latest HP setup software
- 

## Step 4: Connect Printer to Wi-Fi

- Open the HP software ☎ + 1-888-688-5458 
  - Choose **Wireless Setup**
  - Select your Wi-Fi network
  - Enter Wi-Fi password
  - Wait until connection is complete
- 

## Step 5: Print a Test Page

- Go to printer settings
- Select **Print Test Page**
- Confirm successful setup

✓ Your HP printer is now ready to use wirelessly. ☎ + 1-888-688-5458 OK

---

## Final Thoughts

Setting up an HP printer is easy when you follow the correct steps. ☎ + 1-888-688-5458 OK  
Always **start with wireless setup** if available, install official HP software, and ensure your printer and device are connected to the same network.