

Why is my hp printer offline?

By Seeing your **HP printer showing offline** can be frustrating, ☎ + 1 888 688 5458 [OK](#) especially when you need to print something urgently. This issue usually occurs due to **connection problems, incorrect settings, or outdated printer software.**

In this guide, you'll learn **why your HP printer is offline and how to fix it quickly.**

What Does “HP Printer Offline” Mean?

When your HP printer shows **offline**, it means your computer cannot communicate with the printer—even if the printer is turned ON. ☎ + 1 888 688 5458 [OK](#)

Common Reasons Why HP Printer Is Offline

1. Weak or Disconnected Wi-Fi Connection

If your printer loses connection to the Wi-Fi network, ☎ + 1 888 688 5458 [OK](#) it automatically appears offline.

Fix:

- Restart your router and printer
 - Ensure printer is connected to the same Wi-Fi as your computer
 - Use a 2.4GHz network (recommended)
-

2. Printer Set as “Offline” Manually (Windows)

Sometimes Windows changes printer status automatically. ☎ + 1 888 688 5458 [OK](#)

Fix (Windows):

1. Open **Control Panel**
 2. Go to **Devices and Printers**
 3. Right-click your HP printer
 4. Select **See what's printing**
 5. Click **Printer** → uncheck **Use Printer Offline**
-

3. HP Printer Not Set as Default

If another printer is set as default, ☎ + 1 888 688 5458 your HP printer may appear offline.

Fix:

- Go to **Devices and Printers**
 - Right-click your HP printer
 - Click **Set as default printer**
-


4. Outdated or Corrupt HP Printer Drivers

Old drivers can cause communication failure.

Fix:

- Visit **123.hp.com**
 - Download and install the latest HP printer driver
 - Restart your computer
-

5. Print Spooler Service Not Running


The print spooler manages print jobs. ☎️ + 1 888 688 5458  If it stops, your printer may go offline.

Fix (Windows):

1. Press **Windows + R**
 2. Type `services.msc`
 3. Find **Print Spooler**
 4. Right-click → **Restart**
-

6. USB Cable or Port Issues (Wired Printers)


Loose or faulty USB cables can disconnect the printer.

Fix: ☎️ + 1 888 688 5458 

- Reconnect USB cable
 - Try a different USB port
 - Replace damaged cable
-



7. VPN or Firewall Blocking the Printer

VPNs or firewalls can block printer communication.

Fix: ☎️ + 1 888 688 5458 

- Disable VPN temporarily
- Allow HP software through firewall

Final Thoughts

If your **HP printer is offline**,  + 1 888 688 5458  it's usually due to network issues, driver problems, or incorrect settings. Following the steps above will bring your printer back online quickly.