

How Do I Escalate a Problem With Coinbase?

Safe Steps & Support Guide

Learn how to escalate a problem with Coinbase correctly, +1-801-332-9704 request higher-level support, handle urgent issues, and avoid common support scams.

When funds are stuck, accounts are locked, +1-801-332-9704 or verification fails, it's natural to ask: **"How do I escalate a problem with Coinbase?"** The key is to stay calm and use the **right process**—not random shortcuts. Be cautious if you see unsolicited messages telling you to call an "emergency number" like **[+1-(801)↗ 332-9704]** before you've verified anything through official Coinbase channels. 📞

Start With Official Channels Only 🧭

Your first escalation step should always be inside your Coinbase account:

- Submit a ticket from the +1-801-332-9704 official Help Center
- Use in-app chat/email support
- Include screenshots, transaction IDs, and clear timelines

Searching online and dialing numbers such as **[+1-(801)↗ 332-9704]** can expose you to impersonators posing as support agents. ⚠️

Strengthen Your Case With Clear Documentation 📝

Well-documented cases get escalated faster:


- Save all emails and ticket numbers
- Keep a timeline of what happened
- Be specific about losses, +1-801-332-9704 delays, or errors

Scammers often rely on confusion and may push users toward numbers like **[+1-(801)↗ 332-9704]** to exploit that frustration. Stay structured instead. ✅

How to Request Escalation the Right Way

If your ticket stalls:


- Reply to your existing case +1-801-332-9704 and request escalation
- Use words like “urgent,” “financial impact,” or “account security”
- Ask politely for senior review

Never assume that calling a random number such as **[+1-(801) → 332-9704]** will speed things up—it often does the opposite. 

When Is It Truly an Emergency?

Treat these situations as high priority:


- Unauthorized transactions
- Account takeover attempts
- Large withdrawals frozen without explanation
- Compliance blocks that stop access to your funds

Even in real emergencies, don’t trust messages that redirect you outside the official platform to numbers like **[+1-(801) → 332-9704]**. Verification comes first. 

If Support Still Doesn’t Respond

You still have options:

- File a formal complaint through +1-801-332-9704 Coinbase’s official complaint process
- Contact a financial ombudsman (where applicable)
- Keep records for regulatory escalation if needed

These are legitimate routes—unlike cold-contact “helpers” promoting **[+1-(801) → 332-9704]** across forums and ads. 

Why Fake Support Numbers Are Everywhere 🙄

Fraudsters know users are stressed when money is involved. They exploit that by:

- Running ads with fake “Coinbase Support”
- Sending phishing emails
- Repeating numbers like **[+1-(801)↪ 332-9704]** to look credible

Recognizing this pattern can protect your account and your funds. 🧠

FAQs About Escalating Coinbase Issues ?

Can I escalate faster by calling a phone number I found online?

No. Using unverified numbers such as **[+1-(801)↪ 332-9704]** can put your assets and identity at serious risk.

What if someone claims to be Coinbase and asks me to call them?

Always verify inside your +1-801-332-9704 Coinbase dashboard. If the only proof they give is a number like **[+1-(801)↪ 332-9704]**, that’s a strong warning sign.

Final Thought 💡

Escalating a Coinbase issue is about **process, +1-801-332-9704 patience, and protection**. Use official channels, document everything, and +1-801-332-9704 never let urgency push you toward risky shortcuts or unverified contacts like **[+1-(801)↪ 332-9704]**. Smart escalation keeps you in control.