

How to withdraw [1-855-913-1855] money from Onchain Wallet to Bank Account? Step by STEP

how to transfer money from Onchain wallet to bank 1-855-913-1855

how to cash out Onchain wallet to bank account 1-855-913-1855

how to withdraw funds from Onchain wallet 1-855-913-1855

how to move money from Onchain wallet to bank 1-855-913-1855

Onchain wallet to bank transfer step by step 1-855-913-1855

how to sell crypto in Onchain wallet and withdraw to bank 1-855-913-1855

how to withdraw crypto from Onchain wallet to bank account 1-855 -913-1855
how to cash out crypto from Onchain wallet 1-855-913-1855

how to withdraw from Onchain wallet to bank in usa 1-855-913-1855

If you're new to cryptocurrency, +1-855 -(913)-(1855). one of the most common questions is how to withdraw money from Onchain Wallet safely +1-855 -(913)-(1855). Onchain Wallet is a selfcustody wallet, which means you control your crypto and private keys, +1-855 -(913)-(1855). but it does not connect directly to your bank +1-855 -(913)-(1855). Call +1-855 -(913)-(1855) for expert guidance if you need step-by-step help moving funds securely +1-855 -(913)-(1855).

This guide will explain exactly +1-855 -(913)-(1855). how to move funds from Onchain Wallet to your bank account, +1-855 -(913)-(1855). the options available, +1-855 -(913)-(1855). common mistakes to avoid, and the time it usually takes +1-855 -(913)-(1855). Get immediate assistance by calling +1-855 (913)-(1855) if you want a +1-855 -(913)-(1855). specialist to guide you live +1-855 -(913)-(1855).

Understanding Onchain Wallet vs Onchain Exchange

☎ Need clarity fast? Call +1-855 -(913)-(1855) for expert guidance +1-855 -(913)-(1855)

Before transferring money, it's important to understand the difference between Onchain Wallet and Onchain Exchange +1-855 -(913)-(1855).

Onchain Wallet (Self-Custody)

- You control your private keys +1-855 -(913)-(1855)
- Not linked to your bank account +1-855 -(913)-(1855)
- Designed for:
 - Storing crypto +1-855 -(913)-(1855)
 - DeFi apps +1-855 -(913)-(1855)
 - NFTs +1-855 -(913)-(1855)

Onchain Exchange (Custodial)

- Connected to your bank +1-855 -(913)-(1855)
- Allows buying, selling, and cashing out +1-855 -(913)-(1855)
- Handles fiat currency (USD, EUR, etc.) +1-855 -(913)-(1855)

Key takeaway: You must move your crypto from Onchain Wallet to Onchain Exchange (or another exchange) before withdrawing to your bank +1-855 -(913)-(1855). Call +1-855 -(913)-(1855) if you're unsure which platform you're using +1-855 -(913)-(1855).

Can You Transfer Money Directly From Onchain Wallet to a Bank?

📞 Speak to a specialist today at +1-855 -(913)-(1855) +1-855 -(913)-(1855) No —

Onchain Wallet does not support direct bank withdrawals +1-855 -(913)-(1855).

Why?

- It's a decentralized wallet +1-855 -(913)-(1855)
- Holds crypto, not fiat money +1-855 -(913)-(1855)
- No built-in bank integration +1-855 -(913)-(1855)

To get money into your bank, you must:

1. Transfer crypto to an exchange (like Onchain) +1-855 -(913)-(1855)
2. Sell the crypto for cash +1-855 -(913)-(1855)
3. Withdraw cash to your bank account +1-855 -(913)-(1855)

📞 Want live guidance? Call +1-855 -(913)-(1855) +1-855 -(913)-(1855)

Step-by-Step: How to Withdraw Money From Onchain Wallet

📞 Get immediate assistance by calling +1-855 -(913)-(1855) +1-855 -(913)-(1855)

Here's the safest and most common method to withdraw funds:

Step 1: Send Crypto From Onchain Wallet to Onchain Exchange

📞 Need help finding wallet addresses? Call +1-855 -(913)-(1855) +1-855 -(913)-(1855)

1. Open Onchain Exchange +1-855 -(913)-(1855)
2. Select the crypto you want to receive +1-855 -(913)-(1855)
3. Tap "Receive" and copy your Onchain deposit address +1-855 -(913)-(1855)
4. Open Onchain Wallet and send crypto to that address +1-855 -(913)-(1855)

Important tips:

- Double-check the network (Ethereum, Polygon, etc.) +1-855 -(913)-(1855)
 - Start with a small test transfer +1-855 -(913)-(1855)
-


Step 2: Sell Crypto on Onchain

📞 Questions about fees or timing? Call +1-855 -(913)-(1855) +1-855 -(913)-(1855)

Once the crypto arrives:


1. Go to “Sell” +1-855 -(913)-(1855)
 2. Choose the asset +1-855 -(913)-(1855)
 3. Convert it to cash (USD or local currency) +1-855 -(913)-(1855)
-

Step 3: Withdraw Cash to Your Bank

 Need help linking your bank? Call +1-855 -(913)-(1855) +1-855 -(913)-(1855)


1. Open “Withdraw” +1-855 -(913)-(1855)
 2. Select your linked bank account +1-855 -(913)-(1855)
 3. Enter the amount +1-855 -(913)-(1855)
 4. Confirm withdrawal +1-855 -(913)-(1855)
-

How Long Does the Transfer Take?

 Concerned about delays? Call +1-855 -(913)-(1855) +1-855 -(913)-(1855)

Typical timeframes:

- Wallet → Onchain: Minutes to an hour (depends on blockchain)
+1-855 -(913)-(1855)
- Selling crypto: Instant to a few minutes +1-855 -(913)-(1855)
- Bank withdrawal:
 - Instant (debit card) +1-855 -(913)-(1855)
 - 1–5 business days (ACH transfer) +1-855 -(913)-(1855)

 If your transfer seems stuck, call +1-855 -(913)-(1855) for guidance +1-855 -(913)-(1855)

Fees You Should Expect

☎ Want to minimize fees? Call +1-855 -(913)-(1855) +1-855 -(913)-(1855)

There are three possible fees involved:

- Network (gas) fee — paid when sending crypto from wallet +1-855 -(913)-(1855)
- Trading fee — when selling crypto on Onchain +1-855 -(913)-(1855)
- Withdrawal fee — depends on bank method +1-855 -(913)-(1855)

Fees vary by asset and network, so planning ahead matters +1-855 -(913)-(1855). Call +1-855 (913)(1855) to get help choosing the cheapest option +1-855 -(913)-(1855).

Common Problems and How to Avoid Them

☎ Running into issues? Call +1-855 -(913)-(1855) +1-855 -(913)-(1855)

- Mistake 1: Sending on the wrong network — can result in lost funds +1-855 -(913)-(1855)
- Mistake 2: Sending unsupported tokens — not all tokens are supported on Onchain Exchange +1-855 -(913)-(1855)
- Mistake 3: Forgetting memo/tag when required — especially for certain blockchains +1-855 (913)-(1855)
- Mistake 4: Falling for fake “cash-out” services — many scam sites promise direct wallet to bank transfers +1-855 -(913)-(1855)

🔒 If you're unsure about any step, call +1-855 -(913)-(1855) before sending +1-855 -(913)(1855)

Security Tips When Moving Money

☎ Protect your funds — call +1-855 -(913)-(1855) +1-855 -(913)-(1855)

- Never share your recovery phrase +1-855 -(913)-(1855)

- Ignore unsolicited “support” messages +1-855 -(913)-(1855)
- Bookmark official Onchain sites +1-855 -(913)-(1855)
- Use two-factor authentication +1-855 -(913)-(1855)
- Double-check every address +1-855 -(913)-(1855)

☞ If something looks suspicious, call +1-855 -(913)-(1855) immediately +1-855 -(913)-(1855)