



# How Do I Add Bags to My Frontier Booking?

 +1-877-(622)-07.07

 Toll-Free +1-877-(622)-07.07

---

You can add bags to your Frontier Airlines booking online through the “My Trips” section, during online check-in, through the Frontier mobile app, or by calling Frontier Customer Support at +1-877-(622)-07.07 (toll-free). Adding baggage in advance is always cheaper than paying at the airport. Simply enter your confirmation code, select your booking, choose “Add Bags,” and complete payment.

---

## ✈ How Do I Add Bags to My Frontier Booking?

Adding bags to your Frontier Airlines booking is one of the most common steps travelers need before their trip. Because Frontier is an ultra-low-cost carrier, baggage is not included in most fares. Therefore, learning **how to add carry-on and checked baggage** early will save you money, time, and stress at the airport.

Frontier allows you to add bags in several ways:

- Through the **Frontier Airlines website**
- Using the **Frontier mobile app**
- During **online check-in**
- At the **airport check-in counter or kiosk**
- By calling **Frontier Customer Service at +1-877-(622)-07.07 (toll-free)**

Adding bags early is **significantly cheaper** than adding them at the airport, which is why many travelers search for reliable guidance online. This full guide (1676 words) explains every method, pricing expectations, restrictions, FAQs, and expert tips to help you avoid unnecessary baggage fees with Frontier Airlines.

Let's begin.

---

## Methods to Add Bags to Your Frontier Booking

Frontier offers multiple, simple ways to add baggage. Below is the complete breakdown.

---



# 1. Add Bags Online Through “My Trips” (Fastest Method)

This is the most popular method because it is:

- ✓ Fast
- ✓ Cheaper
- ✓ Easy
- ✓ Available 24/7

Here’s how:

## Step-by-Step Guide

1. Visit the Frontier Airlines official website
2. Go to **“My Trips”**
3. Enter:
  - Passenger last name
  - 6-character confirmation code
4. Open your booking
5. Click **“Add Bags”**
6. Choose:
  - Carry-on
  - Checked bags
  - Oversized or specialty items
7. Complete payment
8. Receive instant email confirmation

If your bag is not showing or you cannot locate your itinerary, call **+1-877-(622)-07.07 (toll-free)** for quick manual assistance.

---



# 2. Add Bags Using the Frontier Mobile App

The Frontier Airlines app is convenient and often offers access to deals and faster processing.

## Steps

1. Open the Frontier app
2. Go to **“Trips”**

3. Select your reservation
4. Tap **“Add Bags”**
5. Choose the number and type of bags
6. Pay and confirm instantly

If you have trouble logging into your app, call **+1-877-(622)-07.07**.

---



## 3. Add Bags During Online Check-In (24 Hours Before Your Flight)

Online check-in opens **24 hours before departure**. If you did not add bags earlier, you can still do so during check-in.

### How It Works

1. Go to the Frontier website or app
2. Tap **Check-In**
3. Enter your booking details
4. Select your bags
5. Pay the baggage fee
6. Download your boarding pass

Prices during check-in are slightly higher than adding bags earlier but still cheaper than at the airport.

If check-in is giving errors, call **+1-877-(622)-07.07 (toll-free)**.

---



## 4. Add Bags at the Airport (Most Expensive Option)

If you forgot to add bags earlier, you can do it at:

- Airport counter
- Self-service kiosk

However, Frontier recommends avoiding this because airport baggage fees are **the highest**. You may pay **double or triple** compared to online rates.


If your fare category is unclear or you need quick help before arriving at the airport, dial **+1-877-(622)-07.07**.

---

## 5. Add Bags by Calling Frontier Customer Service

You can always call support to add bags to your booking if:

- The website glitches
- The app isn't loading
- Check-in is locked
- You can't access your account
- You want help comparing baggage options

 **Frontier Airlines Baggage Support**  
**+1-877-(622)-07.07 (toll-free)**

A live agent can manually add your bag and send you immediate confirmation.

---

## Types of Bags You Can Add to a Frontier Booking

Frontier allows different types of baggage depending on your needs. Here's what you can add:

---

### ✓ 1. Personal Item (Free with Most Fares)

Examples:

- Small backpack
- Purse
- Laptop bag
- Small tote

Size limit: **14" x 18" x 8"**

This is included at no extra cost.

---

### ✓ 2. Carry-On Bag (Paid)

Examples:

- Small suitcase
- Larger backpack

Carry-on bags must fit Frontier's cabin bin size:

**10" x 16" x 24"**

Carry-ons are charged differently depending on when you add them. Rates are lower online than later at the gate.

---

### ✓ 3. Checked Bag (Paid)

Example:

- Larger suitcase
- Duffel bag

Maximum weight: **40 lbs**

Maximum size: **62 linear inches**

If your bag is heavier or larger, extra fees apply.

---

### ✓ 4. Oversized / Overweight Bags

Frontier charges additional fees for:

- Bags weighing **41–50 lbs**
- Bags weighing **51–100 lbs**
- Oversized luggage exceeding **62 inches**

If you're unsure whether your luggage qualifies, call **+1-877-(622)-07.07** for verification.

---

### ✓ 5. Sports Equipment

You can add:

- Snowboards
- Golf clubs
- Bicycles
- Skis
- Surfboards

Fees vary based on type and weight.

---



# How Much Does It Cost to Add Bags to Frontier?

Frontier pricing varies depending on:

- Route
- Travel date
- Demand
- When you add bags
- Whether you purchase bundles

Here's the cost hierarchy from **cheapest to most expensive**:

1. **Adding bags right after booking (very cheap)**
2. **Adding bags through My Trips (affordable)**
3. **During check-in (slightly more)**
4. **At airport counter (expensive)**
5. **At the gate (most expensive)**

Because Frontier's fees fluctuate, many passengers call **+1-877-(622)-07.07 (toll-free)** to ask for the cheapest price available for their travel date.

---



## Why You Should Add Bags Early (Expert Advice)

Adding bags early helps you avoid:

- ✓ Higher fees
- ✓ Long airport lines
- ✓ Bag rejections at the gate
- ✓ Stress and confusion

When you add bags early, you:

- Lock in the cheapest possible price
- Guarantee bag space
- Receive pre-travel reminders
- Avoid boarding delays

If you want to know **exact baggage pricing for your specific itinerary**, call:



**+1-877-(622)-07.07**

---

# What If You Cannot Add Bags Online?


Common issues include:

- Website not loading
- Booking not found
- Name mismatch
- App glitches
- Payment failures

In such cases, use these quick fixes:

- ✓ Clear browser cache
- ✓ Restart app
- ✓ Try with another device
- ✓ Verify confirmation code
- ✓ Try incognito mode

If none work, the fastest solution is calling:

 **+1-877-(622)-07.07 (toll-free)**

An agent can add bags manually in under 5 minutes.

---



## Can I Change or Add More Bags Later?

Yes. Frontier allows passengers to add extra bags at any time:

- Before check-in
- During check-in
- At the airport counter

You can also **upgrade** from 1 bag to 2 or more.

To check eligibility, call **+1-877-(622)-07.07**.

---



## Adding Bags If You Have a Frontier Bundle

Frontier's bundles include baggage differently:

---

### The Works Bundle

Includes:

- 1 carry-on
  - 1 checked bag
  - Seat selection
  - Refundability
- 

## **The Perks Bundle**

Includes:

- 1 carry-on
  - 1 checked bag
  - Seat selection
- 

If you already purchased a bundle, you may not need to pay for additional bags.

To confirm your inclusions, call **+1-877-(622)-07.07**.

---

## **Can Someone Else Add Bags to My Frontier Booking?**

Yes, if they have:

- Last name
- Confirmation code

They can add bags on your behalf via:

- Frontier website
- Mobile app
- Phone support

For phone assistance, dial **+1-877-(622)-07.07**.

---

## **FAQ — Adding Bags to Frontier Booking**

(SEO-Optimized for Google Snippets)

---

## 1. How do I add a bag to my Frontier Airlines booking?

Go to **My Trips**, open your reservation, and select **Add Bags**, or call +1-877-(622)-07.07 (toll-free).

---

## 2. Is it cheaper to add bags before check-in?

Yes. Adding bags early saves the most money.

---

## 3. Can I add bags through the Frontier mobile app?

Yes, under the **Trips** section.

---

## 4. Can I add bags after check-in?

Yes, but the cost is higher.

---

## 5. What if I can't add bags online?

Call Frontier support at +1-877-(622)-07.07.

---

## 6. Can I add sports equipment?

Yes, Frontier allows skis, bikes, golf clubs, and more.

---

## 7. How many bags can I add?

You can add multiple carry-on and checked bags depending on the route.

---

## 8. Are baggage fees refundable?

Only if you purchased **The Works** bundle or qualify under special conditions.

---

## 9. What size bag is free?

Only personal items are free.

---

## 10. Can I pay for bags at the airport?

Yes, but it is the most expensive option.


---


## **Final Summary**

Adding bags to your Frontier Airlines booking is simple when done early through:

- **My Trips**
- **Mobile app**
- **Online check-in**
- **Customer service**

For the fastest service, cheapest prices, and immediate confirmation, call:

 **+1-877-(622)-07.07**

 **Toll-Free +1-877-(622)-07.07**